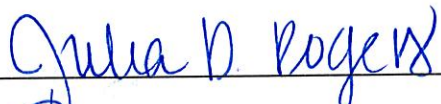

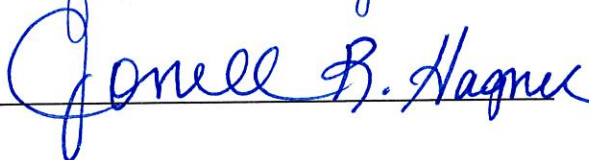



**STATE OF SOUTH CAROLINA**  
**YORK COUNTY BOARD OF CANVASSERS**  
**STATEMENTS AND RETURNS OF VOTES**  
**FOR**  
**CITY OF ROCK HILL GENERAL ELECTION**

**ELECTION DATE: February 22, 2022**

We the County Board of Canvassers certify that all proper procedures for canvassing votes in this election have been followed, and we have received written confirmation from election commission staff of the same; and upon such confirmation and any further review of our own, we certify the following results of this election are correct in all respects.

 _____	 _____
 _____	 _____
_____	_____
_____	_____
_____	_____

**Certification Date:** February 24, 2022



FEB 24 '22 AM 11:26

# Canvass Checklist

County: York SC

Election Name: CITY OF RH WARD 5 RUNOFF  
21601 RD Election Date: 2/22/2022

Initials	N/A	
<del>AA</del> ✓		All emergency ballots have been accounted for and properly scanned.
<del>AA</del> ✓		All absentee ballots have been accounted for and properly scanned.
<del>AA</del> ✓		All provisional ballots have been accounted for and properly scanned.
<del>AA</del> ✓		All failsafe ballots have been accounted for and properly scanned.
<del>AA</del> ✓		All ballots unreadable by the scanner, have been duplicated and scanned.
<del>AA</del> ✓		Absentee results have been compared to VREMS report, showing the number of absentee ballots returned.
<del>AA</del> ✓		All absentee results have been imported into Electionware.
<del>AA</del> ✓		All failsafe provisional results have been imported into Electionware.
<del>AA</del> ✓		All emergency results have been imported into Electionware.
<del>AA</del> ✓		All ballot boxes/bins have been opened and checked for ballots.
<del>AA</del> ✓		All precinct level results have been checked against results tapes.
<del>AA</del> ✓		The ballot reconciliation worksheet has been completed.
<del>AA</del> ✓		The above steps were done in accordance with the applicable procedures set forth in the latest version of the EPRAG.
<del>AA</del> ✓		Other steps taken:

This form must be presented to the board of Canvassers prior to the certification of results.

Signed: [Signature] Date: 2/24/2022



FEB 24 '22 AM 11:26

**every vote matters.  
every vote counts.**

**Election Results Report**  
**City of Rock Hill General Election Runoff**  
**February 22, 2022**

**OFFICIAL RESULTS**

**York County**

STATISTICS						
	TOTAL	Election Day	Absentee In Person	Absentee Mail	Failsafe	Provisional
Election Day Precincts Reporting	10 of 10	8	0	0	1	1
Precincts Complete	10 of 10	8	0	0	1	1
Precincts Partially Reported	0 of 10	0	0	0	0	0
Absentee/ Early Precincts Reporting	8 of 8	0	8	8	0	0
Registered Voters - Total	8,684					
Ballots Cast - Total	926	888	12	22	2	2
Ballots Cast - Blank	4	4	0	0	0	0
Voter Turnout - Total	10.66%					

**Election Results Report**  
**City of Rock Hill General Election Runoff**  
**February 22, 2022**

**OFFICIAL RESULTS**

**York County**

**City Council Ward 5**

Vote For 1

	TOTAL	VOTE %	Election Day	Absentee In Person	Absentee Mail	Failsafe	Provisional
Perry Sutton	559	60.63%	539	8	9	1	2
Nikita L Jackson	363	39.37%	345	4	13	1	0
<b>Total Votes Cast</b>	<b>922</b>	<b>100.00%</b>	<b>884</b>	<b>12</b>	<b>22</b>	<b>2</b>	<b>2</b>

Precincts Reporting

10 of 10

**Precinct Results Report**  
**City of Rock Hill General Election Runoff**  
**February 22, 2022**

**OFFICIAL RESULTS**

**York County**

**Highland Park**

STATISTICS

	TOTAL	Election Day	Absentee In Person	Absentee Mail	Failsafe	Provisional
Registered Voters - Total	126					
Ballots Cast - Total	19	19	0	0	0	0
Ballots Cast - Blank	0	0	0	0	0	0
Voter Turnout - Total	15.08%					

**City Council Ward 5**

Vote For 1

	TOTAL	VOTE %	Election Day	Absentee In Person	Absentee Mail	Failsafe	Provisional
Nikita L Jackson	11	57.89%	11	0	0	0	0
Perry Sutton	8	42.11%	8	0	0	0	0
Total Votes Cast	19	100.00%	19	0	0	0	0
Overvotes	0		0	0	0	0	0
Undervotes	0		0	0	0	0	0
Contest Totals	19		19	0	0	0	0

**Precinct Results Report**  
**City of Rock Hill General Election Runoff**  
**February 22, 2022**

**OFFICIAL RESULTS**

**York County**

**Mt. Holly**

STATISTICS

	TOTAL	Election Day	Absentee In Person	Absentee Mail	Failsafe	Provisional
Registered Voters - Total	1,997					
Ballots Cast - Total	201	194	2	5	0	0
Ballots Cast - Blank	0	0	0	0	0	0
Voter Turnout - Total	10.07%					

**City Council Ward 5**

Vote For 1

	TOTAL	VOTE %	Election Day	Absentee In Person	Absentee Mail	Failsafe	Provisional
Perry Sutton	138	68.66%	134	1	3	0	0
Nikita L Jackson	63	31.34%	60	1	2	0	0
Total Votes Cast	201	100.00%	194	2	5	0	0
Overvotes	0		0	0	0	0	0
Undervotes	0		0	0	0	0	0
Contest Totals	201		194	2	5	0	0

**Precinct Results Report**  
**City of Rock Hill General Election Runoff**  
**February 22, 2022**

**OFFICIAL RESULTS**

**York County**

**Northside**

STATISTICS

	TOTAL	Election Day	Absentee In Person	Absentee Mail	Failsafe	Provisional
Registered Voters - Total	181					
Ballots Cast - Total	20	18	0	2	0	0
Ballots Cast - Blank	0	0	0	0	0	0
Voter Turnout - Total	11.05%					

**City Council Ward 5**

Vote For 1

	TOTAL	VOTE %	Election Day	Absentee In Person	Absentee Mail	Failsafe	Provisional
Perry Sutton	12	60.00%	12	0	0	0	0
Nikita L Jackson	8	40.00%	6	0	2	0	0
<b>Total Votes Cast</b>	<b>20</b>	<b>100.00%</b>	<b>18</b>	<b>0</b>	<b>2</b>	<b>0</b>	<b>0</b>
Overvotes	0		0	0	0	0	0
Undervotes	0		0	0	0	0	0
Contest Totals	20		18	0	2	0	0

**Precinct Results Report**  
**City of Rock Hill General Election Runoff**  
**February 22, 2022**

**OFFICIAL RESULTS**

**York County**

**Ogden**

STATISTICS

	TOTAL	Election Day	Absentee In Person	Absentee Mail	Failsafe	Provisional
Registered Voters - Total	789					
Ballots Cast - Total	61	60	1	0	0	0
Ballots Cast - Blank	1	1	0	0	0	0
Voter Turnout - Total	7.73%					

**City Council Ward 5**

Vote For 1

	TOTAL	VOTE %	Election Day	Absentee In Person	Absentee Mail	Failsafe	Provisional
Perry Sutton	38	63.33%	37	1	0	0	0
Nikita L Jackson	22	36.67%	22	0	0	0	0
Total Votes Cast	60	100.00%	59	1	0	0	0
Overvotes	0		0	0	0	0	0
Undervotes	1		1	0	0	0	0
Contest Totals	61		60	1	0	0	0



**Precinct Results Report**  
**City of Rock Hill General Election Runoff**  
**February 22, 2022**

**OFFICIAL RESULTS**

**York County**

**Rock Hill No. 2**

STATISTICS

	TOTAL	Election Day	Absentee In Person	Absentee Mail	Failsafe	Provisional
Registered Voters - Total	698					
Ballots Cast - Total	81	77	1	3	0	0
Ballots Cast - Blank	2	2	0	0	0	0
Voter Turnout - Total	11.60%					

**City Council Ward 5**

Vote For 1

	TOTAL	VOTE %	Election Day	Absentee In Person	Absentee Mail	Failsafe	Provisional
Perry Sutton	48	60.76%	47	0	1	0	0
Nikita L Jackson	31	39.24%	28	1	2	0	0
Total Votes Cast	79	100.00%	75	1	3	0	0
Overvotes	0		0	0	0	0	0
Undervotes	2		2	0	0	0	0
Contest Totals	81		77	1	3	0	0

**Precinct Results Report**  
**City of Rock Hill General Election Runoff**  
**February 22, 2022**

**OFFICIAL RESULTS**

**York County**

**Rock Hill No. 6**

STATISTICS

	TOTAL	Election Day	Absentee In Person	Absentee Mail	Failsafe	Provisional
Registered Voters - Total	1,493					
Ballots Cast - Total	104	100	3	1	0	0
Ballots Cast - Blank	0	0	0	0	0	0
Voter Turnout - Total	6.97%					

**City Council Ward 5**

Vote For 1

	TOTAL	VOTE %	Election Day	Absentee In Person	Absentee Mail	Failsafe	Provisional
Perry Sutton	58	55.77%	56	2	0	0	0
Nikita L Jackson	46	44.23%	44	1	1	0	0
Total Votes Cast	104	100.00%	100	3	1	0	0
Overvotes	0		0	0	0	0	0
Undervotes	0		0	0	0	0	0
Contest Totals	104		100	3	1	0	0

**Precinct Results Report**  
**City of Rock Hill General Election Runoff**  
**February 22, 2022**

**OFFICIAL RESULTS**

**York County**

**Rock Hill No. 8**

STATISTICS

	TOTAL	Election Day	Absentee In Person	Absentee Mail	Failsafe	Provisional
Registered Voters - Total	922					
Ballots Cast - Total	129	128	1	0	0	0
Ballots Cast - Blank	0	0	0	0	0	0
Voter Turnout - Total	13.99%					

**City Council Ward 5**

Vote For 1

	TOTAL	VOTE %	Election Day	Absentee In Person	Absentee Mail	Failsafe	Provisional
Perry Sutton	76	58.91%	76	0	0	0	0
Nikita L Jackson	53	41.09%	52	1	0	0	0
Total Votes Cast	129	100.00%	128	1	0	0	0
Overvotes	0		0	0	0	0	0
Undervotes	0		0	0	0	0	0
Contest Totals	129		128	1	0	0	0

**Precinct Results Report**  
**City of Rock Hill General Election Runoff**  
**February 22, 2022**

**OFFICIAL RESULTS**

**York County**

**Edgewood**

STATISTICS

	TOTAL	Election Day	Absentee In Person	Absentee Mail	Failsafe	Provisional
Registered Voters - Total	2,478					
Ballots Cast - Total	307	292	4	11	0	0
Ballots Cast - Blank	1	1	0	0	0	0
Voter Turnout - Total	12.39%					

**City Council Ward 5**

Vote For 1

	TOTAL	VOTE %	Election Day	Absentee In Person	Absentee Mail	Failsafe	Provisional
Perry Sutton	178	58.17%	169	4	5	0	0
Nikita L Jackson	128	41.83%	122	0	6	0	0
Total Votes Cast	306	100.00%	291	4	11	0	0
Overvotes	0		0	0	0	0	0
Undervotes	1		1	0	0	0	0
Contest Totals	307		292	4	11	0	0

**Precinct Results Report**  
**City of Rock Hill General Election Runoff**  
**February 22, 2022**

**OFFICIAL RESULTS**

**York County**

**Failsafe**

STATISTICS

	TOTAL	Election Day	Absentee In Person	Absentee Mail	Failsafe	Provisional
Registered Voters - Total	0					
Ballots Cast - Total	2	0	0	0	2	0
Ballots Cast - Blank	0	0	0	0	0	0
Voter Turnout - Total	0.00%					

**City Council Ward 5**

Vote For 1

	TOTAL	VOTE %	Election Day	Absentee In Person	Absentee Mail	Failsafe	Provisional
Nikita L Jackson	1	50.00%	0	0	0	1	0
Perry Sutton	1	50.00%	0	0	0	1	0
Total Votes Cast	2	100.00%	0	0	0	2	0
Overvotes	0		0	0	0	0	0
Undervotes	0		0	0	0	0	0
Contest Totals	2		0	0	0	2	0

**Precinct Results Report**  
**City of Rock Hill General Election Runoff**  
**February 22, 2022**

**OFFICIAL RESULTS**

**York County**

**Provisional**

STATISTICS

**TOTAL   Election Day   Absentee In Person   Absentee Mail   Failsafe   Provisional**

**City Council Ward 5**

Vote For 1

	<b>TOTAL</b>	<b>VOTE %</b>	<b>Election Day</b>	<b>Absentee In Person</b>	<b>Absentee Mail</b>	<b>Failsafe</b>	<b>Provisional</b>
Perry Sutton	2	100.00%	0	0	0	0	2
Nikita L Jackson	0	0.00%	0	0	0	0	0
<b>Total Votes Cast</b>	<b>2</b>	<b>100.00%</b>	<b>0</b>	<b>0</b>	<b>0</b>	<b>0</b>	<b>2</b>
Overvotes	0		0	0	0	0	0
Undervotes	0		0	0	0	0	0
Contest Totals	2		0	0	0	0	2

	STATISTICS		
	Registered Voters - Total	Ballots Cast - Total	Voter Turnout - Total
Highland Park	126	19	15.08%
Mt. Holly	1,997	201	10.07%
Northside	181	20	11.05%
Ogden	789	61	7.73%
Rock Hill No. 2	698	81	11.6%
Rock Hill No. 6	1,493	104	6.97%
Rock Hill No. 8	922	129	13.99%
Edgewood	2,478	307	12.39%
Failsafe	0	2	0%
Provisional	0	2	0%
Totals	8,684	926	

Canvass Results Report  
 City of Rock Hill General Election Runoff  
 February 22, 2022

City Council Ward 5				
VOTE FOR 1				
10 of 10 Precincts Reporting				
	Nikita L Jackson	Perry Sutton	Total Votes Cast	Contest Total
Highland Park	11	8	19	19
Mt. Holly	63	138	201	201
Northside	8	12	20	20
Ogden	22	38	60	61
Rock Hill No. 2	31	48	79	81
Rock Hill No. 6	46	58	104	104
Rock Hill No. 8	53	76	129	129
Edgewood	128	178	306	307
Failsafe	1	1	2	2
Provisional	0	2	2	2
Totals	363	559	922	926



# Election Day Precinct Status Report

02/24/2022 11:17AM

York County  
City of Rock Hill General  
February 22, 2022

## Election Day Totals

<b>Total Precincts Reporting:</b>	<b>10</b>
<b>Total Precincts Completed:</b>	<b>10</b>
<b>Total Precincts Partially Completed</b>	<b>0</b>
<b>Total Precincts Not Started:</b>	<b>0</b>
<b>Total Ballots Cast:</b>	<b>892</b>

## Precincts Completed

**Total Precincts Completed: 10 Election Day Total Ballots Cast: 892**

Precinct	Precinct Name	Ballots	Precinct	Precinct Name	Ballots
0019	Highland Park	19	0023	Mt. Holly	194
0026	Northside	18	0028	Ogden	60
0031	Rock Hill No. 2	77	0035	Rock Hill No. 6	100
0037	Rock Hill No. 8	128	0044	Edgewood	292
0850	Failsafe	2	0900	Provisional	2