

**Summary Results Report**  
**Town of Fort Mill General Election**  
**November 5, 2019**

**OFFICIAL RESULTS**

**46 - York County**

**STATISTICS**

	TOTAL	Election Day	Absentee In Person	Absentee Mail	Failsafe	Provisional	Failsafe Provisional
Election Day Precincts Reporting	14 of 14	11	0	0	1	1	1
Precincts Complete	14 of 14	11	0	0	1	1	1
Precincts Partially Reported	0 of 14	0	0	0	0	0	0
Absentee/ Early Precincts Reporting	11 of 11	0	11	11	0	0	0
Registered Voters - Total	15,059						
Ballots Cast - Total	2,461	2,366	32	41	4	10	8
Ballots Cast - Blank	4	4	0	0	0	0	0
Voter Turnout - Total	16.34%						


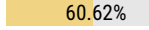
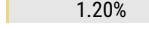
**Summary Results Report**  
**Town of Fort Mill General Election**  
**November 5, 2019**

**OFFICIAL RESULTS**

**46 - York County**

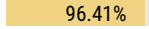
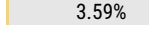
**Mayor Fort Mill**

Vote For 1

	TOTAL	VOTE %	Election Day	Absentee In Person	Absentee Mail	Failsafe	Provisional	Failsafe Provisional
Bret McNabb	926	 38.19%	889	14	16	1	4	2
Guynn Savage	1,470	 60.62%	1,427	18	25	0	0	0
Write-In Totals	29	 1.20%	29	0	0	0	0	0
<b>Total Votes Cast</b>	<b>2,425</b>	<b>100.00%</b>	<b>2,345</b>	<b>32</b>	<b>41</b>	<b>1</b>	<b>4</b>	<b>2</b>
Overvotes	0		0	0	0	0	0	0
Undervotes	21		21	0	0	0	0	0
Contest Totals	2,446		2,366	32	41	1	4	2
Precincts Reporting	14 of 14							

**Town Council Ward 2 Fort Mill**

Vote For 1

	TOTAL	VOTE %	Election Day	Absentee In Person	Absentee Mail	Failsafe	Provisional	Failsafe Provisional
Ronnie Helms	2,094	 96.41%	2,030	26	35	0	1	2
Write-In Totals	78	 3.59%	76	2	0	0	0	0
<b>Total Votes Cast</b>	<b>2,172</b>	<b>100.00%</b>	<b>2,106</b>	<b>28</b>	<b>35</b>	<b>0</b>	<b>1</b>	<b>2</b>
Overvotes	0		0	0	0	0	0	0
Undervotes	274		260	4	6	1	3	0
Contest Totals	2,446		2,366	32	41	1	4	2
Precincts Reporting	14 of 14							


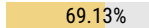

Summary Results Report  
 Town of Fort Mill General Election  
 November 5, 2019

OFFICIAL RESULTS

46 - York County

Town Council Ward 4 Fort Mill

Vote For 1

	TOTAL	VOTE %	Election Day	Absentee In Person	Absentee Mail	Failsafe	Provisional	Failsafe Provisional
Marc DeJesus	720	 30.20%	689	12	14	0	4	1
Chris Moody	1,648	 69.13%	1,602	19	25	1	0	1
Write-In Totals	16	 0.67%	15	0	1	0	0	0
<b>Total Votes Cast</b>	<b>2,384</b>	<b>100.00%</b>	<b>2,306</b>	<b>31</b>	<b>40</b>	<b>1</b>	<b>4</b>	<b>2</b>
Overvotes	0		0	0	0	0	0	0
Undervotes	62		60	1	1	0	0	0
Contest Totals	2,446		2,366	32	41	1	4	2
Precincts Reporting	14 of 14							

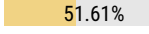

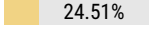

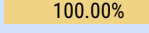
**Summary Results Report**  
**Town of Fort Mill General Election**  
**November 5, 2019**

**OFFICIAL RESULTS**

**46 - York County**

**Town Council At Large Fort Mill**

Vote For 1

	TOTAL	VOTE %	Election Day	Absentee In Person	Absentee Mail	Failsafe	Provisional	Failsafe Provisional
Lisa McCarley Cook	1,234	 51.61%	1,197	16	21	0	0	0
Rick Hayes	544	 22.75%	523	8	8	0	4	1
Mike Short	586	 24.51%	567	7	11	0	0	1
Write-In Totals	27	 1.13%	27	0	0	0	0	0
<b>Total Votes Cast</b>	<b>2,391</b>	 100.00%	<b>2,314</b>	<b>31</b>	<b>40</b>	<b>0</b>	<b>4</b>	<b>2</b>
Overvotes	0		0	0	0	0	0	0
Undervotes	55		52	1	1	1	0	0
Contest Totals	2,446		2,366	32	41	1	4	2
Precincts Reporting	14 of 14							