

STATISTICS

|                                     | TOTAL  | Election Day | Absentee In Person | Absentee Mail | Failsafe | Provisional | Failsafe Provisional |
|-------------------------------------|--------|--------------|--------------------|---------------|----------|-------------|----------------------|
| Election Day Precincts Reporting    | 7 of 7 | 4            | 0                  | 0             | 1        | 1           | 1                    |
| Precincts Complete                  | 7 of 7 | 4            | 0                  | 0             | 1        | 1           | 1                    |
| Precincts Partially Reported        | 0 of 7 | 0            | 0                  | 0             | 0        | 0           | 0                    |
| Absentee/ Early Precincts Reporting | 4 of 4 | 0            | 4                  | 4             | 0        | 0           | 0                    |
| Registered Voters - Total           | 4,685  |              |                    |               |          |             |                      |
| Ballots Cast - Total                | 778    | 664          | 65                 | 27            | 4        | 10          | 8                    |
| Ballots Cast - Blank                | 1      | 1            | 0                  | 0             | 0        | 0           | 0                    |
| Voter Turnout - Total               | 16.61% |              |                    |               |          |             |                      |

**Summary Results Report**  
**City of York General Election**  
**November 5, 2019**

**OFFICIAL RESULTS**

**46 - York County**

**Mayor York**

Vote For 1

|                         | TOTAL      | VOTE %         | Election Day | Absentee In Person | Absentee Mail | Failsafe | Provisional | Failsafe Provisional |
|-------------------------|------------|----------------|--------------|--------------------|---------------|----------|-------------|----------------------|
| Mike Fuesser            | 399        | 52.64%         | 354          | 34                 | 11            | 0        | 0           | 0                    |
| Eddie Lee               | 356        | 46.97%         | 306          | 31                 | 16            | 3        | 0           | 0                    |
| Write-In Totals         | 3          | 0.40%          | 3            | 0                  | 0             | 0        | 0           | 0                    |
| <b>Total Votes Cast</b> | <b>758</b> | <b>100.00%</b> | <b>663</b>   | <b>65</b>          | <b>27</b>     | <b>3</b> | <b>0</b>    | <b>0</b>             |
| Overvotes               | 0          |                | 0            | 0                  | 0             | 0        | 0           | 0                    |
| Undervotes              | 1          |                | 1            | 0                  | 0             | 0        | 0           | 0                    |
| Contest Totals          | 759        |                | 664          | 65                 | 27            | 3        | 0           | 0                    |
| Precincts Reporting     | 7 of 7     |                |              |                    |               |          |             |                      |

**City Council District 2**

Vote For 1

|                         | TOTAL     | VOTE %         | Election Day | Absentee In Person | Absentee Mail | Failsafe | Provisional | Failsafe Provisional |
|-------------------------|-----------|----------------|--------------|--------------------|---------------|----------|-------------|----------------------|
| Edward Brown            | 89        | 94.68%         | 78           | 6                  | 3             | 2        | 0           | 0                    |
| Write-In Totals         | 5         | 5.32%          | 5            | 0                  | 0             | 0        | 0           | 0                    |
| <b>Total Votes Cast</b> | <b>94</b> | <b>100.00%</b> | <b>83</b>    | <b>6</b>           | <b>3</b>      | <b>2</b> | <b>0</b>    | <b>0</b>             |
| Overvotes               | 0         |                | 0            | 0                  | 0             | 0        | 0           | 0                    |
| Undervotes              | 9         |                | 6            | 2                  | 1             | 0        | 0           | 0                    |
| Contest Totals          | 103       |                | 89           | 8                  | 4             | 2        | 0           | 0                    |
| Precincts Reporting     | 6 of 6    |                |              |                    |               |          |             |                      |

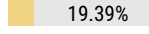




Summary Results Report  
 City of York General Election  
 November 5, 2019

OFFICIAL RESULTS

46 - York County

City Council District 3

Vote For 1

|                         | TOTAL      | VOTE %   | Election Day | Absentee In Person | Absentee Mail | Failsafe | Provisional | Failsafe Provisional |
|-------------------------|------------|--|--------------|--------------------|---------------|----------|-------------|----------------------|
| Ben Jones               | 32         |  19.39%         | 32           | 0                  | 0             | 0        | 0           | 0                    |
| Marvin S Long           | 50         |  30.30%         | 38           | 6                  | 6             | 0        | 0           | 0                    |
| Marion Ramsey           | 83         |  50.30%         | 72           | 7                  | 3             | 1        | 0           | 0                    |
| Write-In Totals         | 0          |  0.00%          | 0            | 0                  | 0             | 0        | 0           | 0                    |
| <b>Total Votes Cast</b> | <b>165</b> |  <b>100.00%</b> | <b>142</b>   | <b>13</b>          | <b>9</b>      | <b>1</b> | <b>0</b>    | <b>0</b>             |
| Overvotes               | 0          |  | 0            | 0                  | 0             | 0        | 0           | 0                    |
| Undervotes              | 0          |  | 0            | 0                  | 0             | 0        | 0           | 0                    |
| Contest Totals          | 165        |  | 142          | 13                 | 9             | 1        | 0           | 0                    |
| Precincts Reporting     | 5 of 5     |  |              |                    |               |          |             |                      |

Summary Results Report  
 City of York General Election  
 November 5, 2019

OFFICIAL RESULTS

46 - York County

City Council District 4

Vote For 1

|                         | TOTAL     | VOTE %         | Election Day | Absentee In Person | Absentee Mail | Failsafe | Provisional | Failsafe Provisional |
|-------------------------|-----------|----------------|--------------|--------------------|---------------|----------|-------------|----------------------|
| Stephanie Jarrett       | 91        | 92.86%         | 79           | 10                 | 2             | 0        | 0           | 0                    |
| Write-In Totals         | 7         | 7.14%          | 7            | 0                  | 0             | 0        | 0           | 0                    |
| <b>Total Votes Cast</b> | <b>98</b> | <b>100.00%</b> | <b>86</b>    | <b>10</b>          | <b>2</b>      | <b>0</b> | <b>0</b>    | <b>0</b>             |
| Overvotes               | 0         |                | 0            | 0                  | 0             | 0        | 0           | 0                    |
| Undervotes              | 10        |                | 6            | 2                  | 2             | 0        | 0           | 0                    |
| Contest Totals          | 108       |                | 92           | 12                 | 4             | 0        | 0           | 0                    |
| Precincts Reporting     | 5 of 5    |                |              |                    |               |          |             |                      |